

Hi – CBS 7X7 Roto Dynasty, daily lineups. Minor league roster to develop extra keepers. League has been around since 2008. Keep 5 pitchers, 5 hitters, plus up to 7 Developmental Keepers (DK) – players who you brought up through the minors.

Minor slots- Owners are allowed to roster up to 20 minor eligible players prior to the draft. A player is allowed to be in a minors slot if they have less than 200 MLB at bats or less than 80 MLB innings pitched or less than 50 inn. for RP. regardless of their current status (MLB active or in minors). Once a player reaches these limits, a team must place them on the active roster or as one of your 7 reserves, even if they return to the minors.

Developmental keepers-A team is allowed to keep up to 7 developmental keepers for the next season if the following requirements are met. When a player exceeds the limits for minor slot eligibility (200 MLB at bats or 80 MLB innings pitched/ 50 innings pitched for Relief pitchers) they are eligible to be kept as a developmental keeper for the next 2 seasons by any team as long as you have or had them on your roster by the end of the all-star break. A different team can keep them for their second year of eligibility if they have them on their roster by the end of the all-star break in July. A player needs to be minors-eligible and on your team prior to the All Star break in the year he exceeds his AB/IP limit in order to qualify as a Dev. Keeper. A traded player who qualifies as a first-year DK may be traded after the All Star break. "













Keepers- 5 position players- 5 pitchers....) 15 minor eligible players(see above) 7 Developmental keepers (if requirements are met) for a total of 32 possible keepers max.











Draft Order- In order to discourage tanking, the owners voted that the bottom six teams in the standings would be in a lottery to determine the first 6 picks in round one. Picks 7-12 in the first round will be the reverse order of finish. The rest of the draft will be a random order snake draft determined by a second lottery








Payout 540 paid in - \$150 league fee-. \$540 paid out 1st \$190- 2nd \$120 3rd \$80














Off season trading is permitted, but only for the following year. All teams involved in the trade must be paid up for the following year.

Link to team roster: <https://ecfba.baseball.cbssports.com/teams/24>

C	William Contreras C • MIL	No Game	Home: 6 (MIA,CHC) Away: 1 (@WAS)	31	196	99%	91%		0.247	50	6	42	5
1B	Alec Burleson 1B,OF • STL	SD, 7:45pm EDT vs Y. Darvi...	Home: 6 (SD,MIA) Away: 1 (@SD)	222	144	83%	69%		0.290	33	12	44	4
2B	Brett Baty 2B,3B • NYM	No Game	Home: 1 (SF) Away: 6 (@SF,@SD)	431	262	20%	11%		0.237	27	11	33	5
3B	Tommy Edman 2B,3B,OF,SS • LAD	No Game	Home: 0 Away: 7 (@BOS,@CIN,@TB)	160	218	82%	41%		0.227	41	11	41	3
SS	Masyn Winn SS • STL 	SD, 7:45pm EDT vs Y. Darvi...	Home: 6 (SD,MIA) Away: 1 (@SD)	150	154	59%	42%	DK1	0.269	57	7	34	6
MI	Colt Keith 1B,2B,3B • DET 	TOR, 6:40pm EDT vs E. Lauer	Home: 6 (TOR,ARI) Away: 1 (@PHI)	262	269	52%	34%	DK1	0.254	43	8	30	0
CI	Matt Chapman 3B • SF  	No Game	Home: 6 (NYM,PIT) Away: 1 (@NYM)	121	138	95%	72%		0.243	47	14	38	7
OF	Trent Grisham OF • NYY 	No Game	Home: 7 (PHI,TB) Away: 1 (@MIA)	604	148	52%	32%		0.255	48	17	38	0
OF	Ceddanne Rafaela 2B,OF,SS • BOS	No Game	Home: 4 (LAD,HOU) Away: 3 (@MIN)	211	55	92%	77%	DK1	0.271	58	14	48	14
OF	Heliot Ramos OF • SF	No Game	Home: 6 (NYM,PIT) Away: 1 (@NYM)	224	90	91%	64%	DK1	0.267	53	14	50	5
OF	Bryan Reynolds OF • PIT	No Game	Home: 3 (ARI) Away: 4 (@SF,@COL)	75	210	91%	63%		0.237	38	10	50	3
U	Romy Gonzalez 1B,2B,3B,OF,SS • BOS 	No Game	Home: 4 (LAD,HOU) Away: 3 (@MIN)	466	258	25%	14%		0.297	27	6	32	4
U	Brady House 3B • WAS	No Game	Home: 1 (MIL) Away: 6 (@MIN,@HOU)	N/A	579	31%	16%	ML	0.279	12	2	13	3
RESERVES													
1B	Ernie Clement 1B,2B,3B,SS • TOR	@DET, 6:40pm EDT vs R. Olson	Home: 1 (KC) Away: 7 (@DET,@BAL)	336	231	39%	26%		0.281	47	4	27	3
MI	Ronny Mauricio 2B,3B • NYM	No Game	Home: 1 (SF) Away: 6 (@SF,@SD)	409	648	19%	5%	ML	0.219	15	4	6	3
MI	Thomas Saggese 2B,3B,SS • STL	SD, 7:45pm EDT vs Y. Darvi...	Home: 6 (SD,MIA) Away: 1 (@SD)	N/A	830	4%	1%	ML	0.241	6	1	10	0
OF	Alek Thomas OF • ARI 	No Game	Home: 0 Away: 7 (@PIT,@DET,@ATH)	365	331	5%	2%		0.246	33	5	26	5
U	Abraham Toro 1B,2B,3B • BOS 	No Game	Home: 4 (LAD,HOU) Away: 3 (@MIN)	529	405	12%	5%		0.272	25	5	20	1
INJURED													
1B	Triston Casas 1B • BOS  	No Game	Home: 4 (LAD,HOU) Away: 3 (@MIN)	102	903	22%	1%		0.182	5	3	11	0
2B	Christian Moore 2B • LAA  	SEA, 9:38pm EDT vs L. Evans	Home: 7 (SEA,TEX,CHW) Away: 0	N/A	790	24%	1%	ML	0.189	8	3	8	0

MINORS														
C	Kyle Teal C • CHW 		No Game	Home: 6 (CHC,PHI) Away: 1 (@LAA)	N/A	671	22%	7%		ML	0.277	15	1	8 1
1B	Tre' Morgan 1B • TB		No Game	Home: 1 (LAD) Away: 7 (@CIN,@NYY)	N/A	N/A	3%	0%		ML	0.000	0	0	0 0
2B	Will Wagner 1B,2B,3B • TOR		@DET, 6:40pm EDT vs R. Olson	Home: 1 (KC) Away: 7 (@DET,@BAL)	362	803	4%	1%		ML	0.242	12	0	6 1
3B	Jacob Reimer 3B • NYM		No Game	Home: 1 (SF) Away: 6 (@SF,@SD)	N/A	N/A	1%	0%		ML	0.000	0	0	0 0
SS	George Lombard SS • NYY		No Game	Home: 7 (PHI,TB) Away: 1 (@MIA)	N/A	N/A	10%	0%		ML	0.000	0	0	0 0
SS	Marco Luciano 2B,SS • SF		No Game	Home: 6 (NYM,PIT) Away: 1 (@NYM)	N/A	N/A	5%	0%		ML	0.000	0	0	0 0
OF	Robert Calaz OF • COL		No Game	Home: 1 (PIT) Away: 6 (@BAL,@CLE)	N/A	N/A	4%	0%		ML	0.000	0	0	0 0
OF	Denzel Clarke OF • ATH 		@HOU, 8:10pm EDT vs J. Alexa...	Home: 4 (SEA,ARI) Away: 3 (@HOU)	N/A	571	6%	1%		ML	0.230	18	3	8 6
OF	Jhostynxon Garcia OF • BOS		No Game	Home: 4 (LAD,HOU) Away: 3 (@MIN)	N/A	N/A	4%	0%		ML	0.000	0	0	0 0
OF	Robert Hassell OF • WAS		No Game	Home: 1 (MIL) Away: 6 (@MIN,@HOU)	N/A	862	6%	0%		ML	0.218	6	1	8 1
U	Kevin Alcantara OF • CHC		No Game	Home: 1 (BAL) Away: 6 (@CHW,@MIL)	N/A	N/A	8%	0%		ML	0.000	0	0	0 0

MINORS														
P	Mitch Bratt P • TEX		No Game	Home: 3 (ATL) Away: 5 (@LAA,@SEA)	N/A	N/A	1%	0%		ML	0.00	0.00	0	0 0
P	Sawyer Gipson-Long P • DET 		TOR, 6:40pm EDT	Home: 6 (TOR,ARI) Away: 1 (@PHI)	870	817	7%	0%		ML	4.70	1.09	0	18 0
P	Brody Hopkins P • TB		No Game	Home: 1 (LAD) Away: 7 (@CIN,@NYY)	N/A	N/A	2%	0%		ML	0.00	0.00	0	0 0
P	Carlos Lagrange P • NYY		No Game	Home: 7 (PHI,TB) Away: 1 (@MIA)	N/A	N/A	2%	0%		ML	0.00	0.00	0	0 0
P	Ian Seymour P • TB		No Game	Home: 1 (LAD) Away: 7 (@CIN,@NYY)	N/A	715	4%	1%		ML	0.00	0.91	1	5 0
P	Dylan Smith P • DET 		TOR, 6:40pm EDT	Home: 6 (TOR,ARI) Away: 1 (@PHI)	N/A	694	0%	0%		ML	1.39	0.85	1	4 0
P	Miguel Ullola P • HOU		ATH, 8:10pm EDT	Home: 6 (ATH,WAS) Away: 1 (@BOS)	N/A	N/A	2%	0%		ML	0.00	0.00	0	0 0

PITCHERS				SET YOUR DEFAULT VIEW 										
EDIT 	POS 	PLAYERS	SCHEDULE		RANKINGS		TRENDS		CONTRACTS 	STATS				
			7/24	7/25-8/1	PROJ	ACTUAL	ROST	START	CONTRACT	ERA	WHIP	W	K	S
	P	Andrew Abbott P • CIN	No Game	Home: 8 (TB  ,LAD,ATL  ) Away: 0	574	94	96%	70%	DK1	2.13	1.09	8	88	0
	P	Seranthony Dominguez P • BAL	@CLE, 1:10pm EDT	Home: 7 (COL,TOR) Away: 1 (@CHC)	706	481	5%	4%		3.40	1.34	2	51	2
	P	Reed Garrett P • NYM	No Game	Home: 1 (SF) Away: 6 (@SF,@SD)	657	448	7%	5%		2.90	1.29	2	44	3
	P	Jordan Hicks P • BOS	No Game	Home: 4 (LAD,HOU) Away: 3 (@MIN)	566	1235	7%	2%		6.17	1.56	1	47	1
	P	Jesus Luzardo P • PHI 	No Game	Home: 1 (DET) Away: 6 (@NYY,@CHW  )	213	261	96%	74%		4.58	1.43	8	136	0
	P	Eury Perez P • MIA	No Game	Home: 1 (NYY) Away: 6 (@MIL  ,@STL)	802	402	92%	64%		3.23	0.97	3	40	0
	P	Gregory Soto P • BAL	@CLE, 1:10pm EDT	Home: 7 (COL,TOR) Away: 1 (@CHC)	805	728	2%	2%		4.08	1.33	0	42	0
	P	Alex Vesia P • LAD	No Game	Home: 0 Away: 7 (@BOS,@CIN,@TB)	682	306	20%	16%		2.59	0.94	2	57	3
	P	Luke Weaver P • NYY	No Game	Home: 7 (PHI,TB) Away: 1 (@MIA)	463	290	48%	29%		2.65	0.83	2	38	8
RESERVES														
	P	Ben Brown P • CHC	No Game	Home: 1 (BAL) Away: 6 (@CHW  ,@MIL)	680	849	15%	2%	DK	6.48	1.54	4	95	0
	P	Brady Singer P • CIN	No Game	Home: 8 (TB  ,LAD,ATL  ) Away: 0	425	391	72%	45%		4.84	1.39	7	93	0
INJURED														
	P	Shane Bieber P • CLE  IL	BAL, 1:10pm EDT	Home: 4 (COL,MIN) Away: 3 (@KC)	571	N/A	66%	1%		0.00	0.00	0	0	0
	P	Tyler Mahle P • TEX IL	No Game	Home: 3 (ATL) Away: 5 (@LAA,@SEA)	493	212	61%	2%		2.34	1.13	6	56	0
	P	Ryan Weathers P • MIA IL	No Game	Home: 1 (NYY) Away: 6 (@MIL,@STL)	575	635	22%	0%		3.28	1.05	1	23	0
	P	Ryan Yarbrough P • NYY IL	No Game	Home: 7 (PHI,TB) Away: 1 (@MIA)	639	458	15%	0%		3.90	1.17	3	49	0